

Certificate ID: **54305**

 Received: **5/7/19**


 Scan QR Code
 for authenticity

MyDailyChoice, dba HempWorx
8840 West Russell Road, Suite 245
Las Vegas, NV 89148

 Client Sample ID: **LE 190341-500 CINNAMON**

Lot Number:

 Matrix: **Tincture - Hemp Oil**

Authorization: Jon Podgorni, Lab Manager	Signature: 	Date: 5/13/2019
--	--	---------------------------



The data contained within this report was collected in accordance with the requirements of ISO/IEC17025:2005. I attest that the information contained within the report has been reviewed for accuracy and checked against the quality control requirements for each method. These results relate only to the test article listed in this report. Reports may not be reproduced except in their entirety.




CN: Cannabinoid Profile & Potency [WI-10-17 & WI-10-17-01]

 Analyst: *LG*

 Test Date: *5/10/2019*

The client sample was analyzed for plant-based cannabinoids by Liquid Chromatography (LC). The collected data was compared to data collected for certified reference standards at known concentrations.

54305-CN

ID	Weight %	Concentration			
D9-THC	0.07 wt %	0.68 mg/mL			
THCV	ND	ND			
CBD	1.96 wt %	17.85 mg/mL			
CBDV	ND	ND			
CBG	ND	ND			
CBC	0.05 wt %	0.48 mg/mL			
CBN	ND	ND			
THCA	ND	ND			
CBDA	0.01 wt %	0.09 mg/mL			
CBGA	ND	ND			
D8-THC	ND	ND			
exo-THC	ND	ND			
Total	2.10 wt%	19.09 mg/mL	0%	Cannabinoids (wt%)	2.0%
Max THC	0.07 wt%	0.68 mg/mL			
Max CBD	1.97 wt%	17.92 mg/mL			

Ratio of Total CBD to THC 26.4:1

Max THC (and Max CBD) are calculated values for total cannabinoids after heating, assuming complete decarboxylation of the acid to the neutral form. It is calculated based on the weight loss of the acid group during decarboxylation: Max THC = (0.877 x THCA) + THC. This calculation does not include other cannabinoid isomers (eg. D8-THC and exo-THC). ND = None detected above the limits of detection (LLD)

MB2: Pathogenic Bacterial Contaminants [WI-10-10]*Analyst: LabAdmin**Test Date: 5/9/2019*

This test method was performed in accordance with the requirements of ISO/IEC 17025. These results relate only to the test article listed in this report. Reports may not be reproduced except in their entirety.

54305-MB2

Test ID	Analysis	Results	Units	Limits*	Status
54305-ECPT	E. coli (O157)	Negative	NA	Non Detected	PASS
54305-SPT	Salmonella	Negative	NA	Non Detected	PASS

Note: All recorded pathogenic bacteria tests passed.

END OF REPORT